



UNIFIED IT OBSERVABILITY PLATFORM DATASHEET

Cloudmon provides unified observability, with proactive monitoring of infrastructure, visibility into network traffic and user application experience, in cloud and on-premises, resulting in better service levels at lower costs

Digital transformation and the increased deployment of applications in hybrid environments have forced IT teams to do more with less. They must ensure service levels are maintained at lower costs, often with smaller and less experienced teams.

The introduction of newer technologies leads to IT tool sprawl over time, requiring multiple toolsets and broader expertise to manage diverse and dynamic requirements. IT operations are often carried out by siloed teams, including IT admins, SREs, networking professionals, DevOps engineers, and others.

Cloudmon addresses these challenges by transforming IT into a strategic enabler for business objectives, thanks to its unified observability approach.

WHY CHOOSE CLOUDMON

IT Teams	IT Heads	CXOs	MSPs
<ul style="list-style-type: none">• Monitor IT from a single pane of glass.• Receive rich context with intelligent alerts.• Achieve improved efficiency.• Perform rapid remediation.	<ul style="list-style-type: none">• Reduce tool sprawl.• Improve mean time to repair (MTTR).• Enhance user experience.• Minimize team dependencies.	<ul style="list-style-type: none">• Reduce total cost of ownership (TCO)• Gain competitive advantage.• Increase brand reputation.• Get enhanced insights.	<ul style="list-style-type: none">• Manage multiple customers and teams with a single solution.• Enable efficient operations.• Benefit from flexible licensing.• Enhance capabilities.

Digital Experience Monitoring (DEM)

Pro-actively monitor application performance on end-user devices and at branch-sites from a central console

Most organizations have transformed their IT infrastructure to provide employees with access to workplace resources and data from anywhere. Consequently, IT teams struggle to quickly identify, diagnose, and remediate network, device, and application experience issues as they arise.

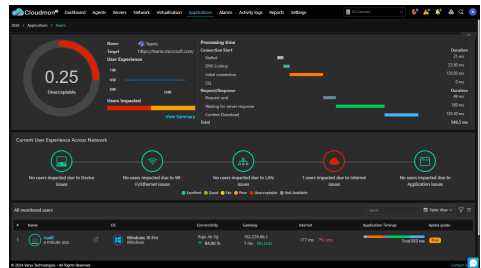
Cloudmon DEM helps organizations enhance user experience and optimize IT infrastructure and workforce productivity by reducing mean time to resolution for service desk tickets and overall ticket volumes. DEM enables IT teams to proactively monitor end-user experience, isolate problems, and address them before users are even aware of them.

DEM provides detailed, segmented insights into the end-user environment through real-time synthetic monitoring. It delivers a comprehensive data set from the end-user perspective by monitoring metrics related to devices, Wi-Fi, LAN, WAN, and application responses.

KEY FEATURES - DEM

- Centralized observability with application response scores for business applications, segmented by geography, user group, and individual user.
- Segmented monitoring of performance from end-user devices, through Wi-Fi, LAN, and WAN, up to the application.
- Monitoring of DNS lookup, connect time, first byte time, response time, and SSL certificate visibility.

Figure 1. End-point based path segment analysis



Availability Monitoring

Monitor availability of services and endpoints

Today's organizations utilize a myriad of applications and devices in their business operations, distributed geographically.

Cloudmon provides a unified view of all these IP-based resources in a centralized dashboard and can raise alarms for non-availability, ensuring IT responsiveness for smooth operations.

KEY FEATURES – Availability Monitoring

- Track the availability of applications, websites, database servers and virtual desktop infrastructure
- Track the availability of remote IP endpoints such as IP cameras, IoT devices, user workstations, servers and VPNs.
- Monitor jitter, latency, loss, and hop-by-hop details.

Network Monitoring

Get complete visibility across LAN and WAN

Continuous visibility into the health and performance of networks is crucial for uninterrupted business operations.

Cloudmon offers network discovery with a topology view and path tracing, enabling a clear understanding of network health and performance.

Cloudmon supports synthetic monitoring, SNMP-based monitoring, and SNMP traps to set alarms for failure conditions.

KEY FEATURES – Network Monitoring

- Monitor health and performance of LANs and WANs (availability, latency, jitter, loss) using synthetic monitoring and obtain path-tracing with hop-by-hop metrics.
- Track the health and performance of network devices using SNMP.
- Automate network discovery and view network topology.

Figure 2. Network quality of service (QoS) metrics

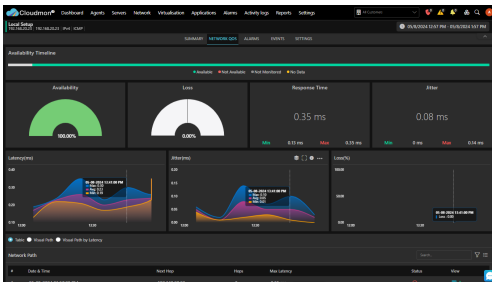
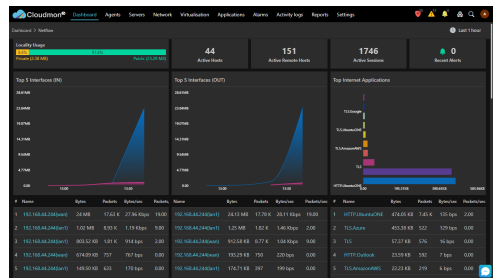


Figure 3. Traffic analysis for network interfaces



Network Traffic Analysis (NTA)

Perform high precision near-real-time monitoring with full visibility

Traditional network visibility approaches often leave blind spots. With Cloudmon, you gain comprehensive visibility and analytics for all traffic flowing across your enterprise.

Cloudmon deploys probes at each location, utilizing NetFlow and IPFIX flow information from routers and switches. This enables powerful capabilities, including congestion detection, application metrics, and usage monitoring.

KEY FEATURES – NTA

- Get deep insights into network flow patterns and bandwidth usage.
- View analytics by top sources, destinations, applications, protocols, subnets, conversations, CBQoS, and domains.
- Obtain usage reports for internal and external traffic.

Network Configuration Manager (NCM)

Track and control network configurations

Tracking network device configurations is a key requirement for IT change management and compliance.

With Cloudmon you can automate device configuration backups and easily track changes made between versions.

KEY FEATURES – NCM

- Automate configuration backups and restore specific versions
- Track changes and revert as required.
- Compare configurations by version numbers to better analyze changes

Server and Virtualization Monitoring

Gain a unified view of physical and virtual server infrastructure

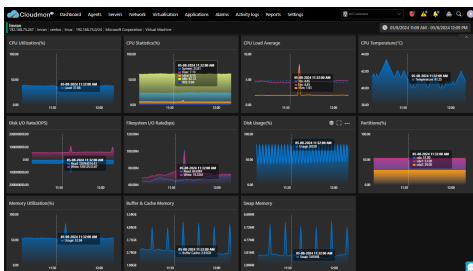
With increased usage of hybrid and multi-cloud, IT teams are often challenged to use separate tools for monitoring servers in each of these environments.

Cloudmon server and virtualization monitoring simplifies this by tracking key performance metrics for your servers and virtual environments from a single dashboard.

KEY FEATURES – Server & Virtualization Monitoring

- Observe the health and performance of servers and their operating systems and processes
- Observe the health and performance of remote laptops and desktops and their operating systems and processes. Perform remote execution of runbooks.
- Observe health and performance of Hyper-V, VMware (vCenter, ESXi, Cluster, Resource pool and Datastore).
- Observe the health and performance of virtual machines and dockers.
- Observe with 1 second polling interval for critical servers

Figure 4. Server metrics – CPU, RAM, disk etc.



Syslog monitoring

Analyze log data and trigger notifications

Cloudmon Syslog monitoring collects and analyzes log data from various sources.

Leverage this feature to set rules and trigger alarms for specific conditions, such as failures or anomalies.

It can also be used to troubleshoot and optimize the performance of devices in your environment.

KEY FEATURES – Syslog monitoring

- Automatically capture logs from your infrastructure.
- Analyze log data with flexible searching and filtering options
- Set alarm rules and get notifications on critical log events and anomalies.

Desktop Monitoring

Gain visibility and control of desktops

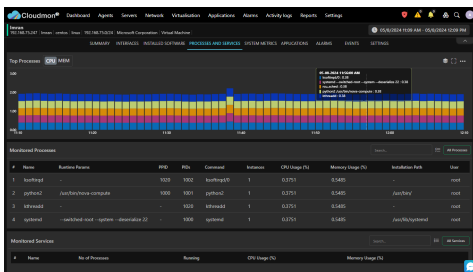
Cloudmon provides in-depth visibility into key performance indicators (KPIs) of user desktops and laptops to help proactively tackle failures and performance problems.

These desktops can be monitored using Cloudmon agents installed on them or using SNMP.

KEY FEATURES – Desktop monitoring

- Observe the health and performance of remote laptops and desktops and their operating systems and processes.
- Perform remote execution of runbooks on laptops and desktops.

Figure 5. Monitoring of CPU usage by processes



More features

Cloudmon features a number of other functionality including support for SNMP trap manager, device heatmaps and geographical views.

Cloudmon Platform

Cloudmon is a unified IT observability platform that provides a powerful solution based on telemetry from IT assets across the entire organization, including servers, networks, hosts, applications, and IoT devices.

Cloudmon Controller



Cloudmon controller can be hosted in public clouds (AWS, Azure, GCP), on-premises on physical servers (Windows, Linux), or in virtualized environments (VMware, KVM, Hyper-V).

Agent-based observability



Cloudmon agents installed on laptops, desktops, physical servers, and Hyper-V servers provide detailed telemetry to the controller. These lightweight agents typically consume less than 1% of CPU.

Agent-less observability



Cloudmon probes deployed at each site provide agent-less telemetry using SNMP, WMI, and synthetic monitoring (ICMP, TCP). Network traffic is monitored using NetFlow and IPFIX.

Workflow Integrations

Alerting



Email



Teams



Slack



SMS

Ticketing



Zoho Desk

Mobile App



Android

KEY FEATURES – Platform

- View all key metrics in a single pane of glass in a unified dashboard
- Set threshold alerts for all monitored metrics, while cutting-down alert noise with intelli-alerts.
- Fix known problems automatically with auto-remediation.
- Get rich context with drill-downs
- Observe in hybrid environments
- Integration with ITSM tools for ticketing

SYSTEM REQUIREMENTS*

Cloudmon Controller

Server:

4 cores, 16 GB RAM
Ubuntu 22.04 LTS

Database:

4 cores / 32 GB / 1 TB SSD

Cloudmon Agent

64-bit CPU, 200MB free space
Windows, Linux, MacOS

Cloudmon Probe

4 cores, 16 GB RAM
Ubuntu 22.0.4 LTS

* Cloudmon can be deployed on physical or virtual servers, either on-premises or in the cloud. For detailed system requirements, visit cloudmon-support.veryxtech.com.

Note: The minimum system requirements listed assume a default configuration. Increasing the poll rate, statistics collection rate or monitored entities significantly may impose additional load on the system, potentially requiring a higher CPU configuration and additional memory.

Plans and pricing

Cloudmon is licensed on annual basis. Prices broadly vary based on feature sets, probes and number of IPs to be monitored.

About Veryx Technologies

Cloudmon is developed by Veryx Technologies, a trusted global provider of innovative networking and cloud solution for enterprises, network service providers, and network equipment vendors for over two decades. Veryx offers solutions for IT observability, network visibility, network testing, and device testing applications.

Veryx Cloudmon is recognized as a notable vendor in 2023 Gartner's Market Guide for Infrastructure Monitoring Tools.



Enterprise
FOR THE CIO, BY THE CIO, IT WORLD

For more information, to schedule a demo or get a free trial contact ales or any of our authorized resellers.

Americas : +1 267 440 0140

Middle East : + 971 4 268 8545

India : +91 44 6677 2200

International : +44 203 371 8691

Email: sales@veryxtech.com

Support: <https://cloudmon-support.veryxtech.com/>

Web : <https://www.veryxtech.com/cloudmon>

Veryx® and Cloudmon® are trademarks of Veryx Technologies. All other trademarks of respective owners are acknowledged.

Copyright © 2021-2024 Veryx Technologies. All rights reserved.